


Runtz

 Sample ID: SA-260128-76168
 Batch: Z2C4-1C
 Type: Plant Material
 Matrix: Plant - Flower
 Unit Size (g):
 Unit Volume (mL): , Density (g/mL):

 Received: 01/28/2026
 Completed: 02/24/2026

Client
 Hempyre, LLC
 10665 Shaenfield Rd STE 112
 San Antonio, TX 78254
 USA
 Lic. #: 7369

Summary

Test	Date Tested	Status
Cannabinoids	02/10/2026	Tested
Heavy Metals	02/18/2026	Tested
Microbials	02/18/2026	Tested
Mycotoxins	02/24/2026	Tested
Pesticides	02/24/2026	Tested
Residual Solvents	02/17/2026	Tested
Terpenes	02/13/2026	Tested

0.107 % Δ9-THC	17.9 % Δ9-THCA	30.5 % Total Cannabinoids	Not Tested Moisture Content	Not Tested Foreign Matter	Yes Internal Standard Normalization
--------------------------	--------------------------	-------------------------------------	---------------------------------------	-------------------------------------	---

Cannabinoids by HPLC-PDA

Analyte	LOD (%)	LOQ (%)	Result (% dry)	Result (mg/g dry)
CBC	0.00095	0.0028	0.137	1.37
CBCA	0.00181	0.0054	0.414	4.14
CBCV	0.0006	0.0018	ND	ND
CBD	0.00081	0.0024	ND	ND
CBDA	0.00043	0.0013	0.0426	0.426
CBDV	0.00061	0.0018	ND	ND
CBDVA	0.00021	0.0006	ND	ND
CBC	0.00057	0.0017	0.345	3.45
CBCA	0.00049	0.0015	11.3	113
CBL	0.0012	0.0033	ND	ND
CBLA	0.00124	0.0037	ND	ND
CBN	0.00056	0.0017	ND	ND
CBNA	0.0006	0.0018	0.0271	0.271
CBT	0.0018	0.0054	ND	ND
Δ8-THC	0.00104	0.0031	ND	ND
Δ9-THC	0.00076	0.0023	0.107	1.07
Δ9-THCA	0.00084	0.0025	17.9	179
Δ9-THCV	0.00069	0.0021	ND	ND
Δ9-THCVA	0.00062	0.0019	0.150	1.50
Total Δ9-THC			15.8267	158
Total			30.5	305

ND = Not Detected; NT = Not Tested; UA = Unsuitable for Analysis; NR = (Spike) Not Recoverable, sample matrix interference present which may affect accuracy of results; LOD = Limit of Detection; LOQ = Limit of Quantitation; RL = Reporting Limit; Δ = Delta; Total Δ9-THC = Δ9-THCA * 0.877 + Δ9-THC; Total CBD = CBDA * 0.877 + CBD;



 Generated By: Scott Caudill
 Laboratory Manager
 Date: 02/24/2026



 Tested By: Nicholas Howard
 Scientist
 Date: 02/10/2026

 ISO/IEC 17025:2017 Accredited
 Accreditation #108651


Runtz

 Sample ID: SA-260126-76168
 Batch: Z2C4-1C
 Type: Plant Material
 Matrix: Plant - Flower
 Unit Size (g):
 Unit Volume (mL):, Density (g/mL):

 Received: 01/28/2026
 Completed: 02/24/2026

Client
 Hempyre, LLC
 10665 Shaenfield Rd STE 112
 San Antonio, TX 78254
 USA
 Lic. #: 7369

Heavy Metals by ICP-MS

Analyte	LOD (ppm)	LOQ (ppm)	Result (ppm)
Arsenic	0.002	0.02	0.0230
Cadmium	0.002	0.02	0.0460
Lead	0.005	0.05	0.0850
Mercury	0.005	0.01	ND

ND = Not Detected; NT = Not Tested; UA = Unsuitable for Analysis; NR = (Spike) Not Recoverable; LOD = Limit of Detection; LOQ = Limit of Quantitation; P = Pass; F = Fail; RL = Reporting Limit; Values over action limits may be estimates



 Generated By: Scott Caudill
 Laboratory Manager
 Date: 02/24/2026



 Tested By: Annie Velazquez
 Assistant Scientist
 Date: 02/18/2026


Runtz

 Sample ID: SA-260128-76163
 Batch: Z2C4-1C
 Type: Plant Material
 Matrix: Plant - Flower
 Unit Size (g):
 Unit Volume (mL):, Density (g/mL):

 Received: 01/28/2026
 Completed: 02/24/2026

Client

 Hempyre, LLC
 10665 Shaenfield Rd STE 112
 San Antonio, TX 78254
 USA
 Lic. #: 7369

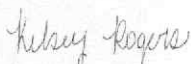
Terpenes by GC-MS

Analyte	LOD (%)	LOQ (%)	Result (%)	Analyte	LOD (%)	LOQ (%)	Result (%)
α-Bisabolol	0.002	0.01	0.119	Limonene	0.002	0.01	0.0174
(+)-Borneol	0.002	0.01	ND	Linalool	0.002	0.01	0.0382
Camphene	0.002	0.01	ND	β-myrcene	0.002	0.01	0.0163
Camphor	0.004	0.02	ND	Nerol	0.002	0.01	ND
3-Carene	0.002	0.01	ND	cis-Nerolidol	0.002	0.01	ND
β-Caryophyllene	0.002	0.01	0.199	trans-Nerolidol	0.002	0.01	0.0184
Caryophyllene Oxide	0.002	0.01	0.0347	Ocimene	0.002	0.01	ND
α-Cedrene	0.002	0.01	ND	α-Phellandrene	0.002	0.01	ND
Cedrol	0.002	0.01	ND	α-Pinene	0.002	0.01	<LOQ
Eucalyptol	0.002	0.01	ND	β-Pinene	0.002	0.01	<LOQ
Fenchone	0.004	0.02	ND	Pulegone	0.002	0.01	ND
Fenchyl Alcohol	0.002	0.01	0.0181	Sabinene	0.002	0.01	ND
Geraniol	0.002	0.01	0.0121	Sabinene Hydrate	0.002	0.01	ND
Geranyl Acetate	0.002	0.01	0.0189	α-Terpinene	0.002	0.01	ND
Guaiol	0.002	0.01	0.0651	γ-Terpinene	0.002	0.01	ND
Hexahydrothymol	0.002	0.01	ND	α-Terpineol	0.001	0.005	0.0162
α-Humulene	0.002	0.01	0.0434	γ-Terpineol	0.001	0.005	ND
Isoborneol	0.002	0.01	ND	Terpinolene	0.002	0.01	ND
Isopulegol	0.002	0.01	ND	Valencene	0.002	0.01	0.019
				Total Terpenes (%)			0.654

ND = Not Detected; NT = Not Tested; UA = Unsuitable for Analysis; NR = (Spike) Not Recoverable; LOD = Limit of Detection; LOQ = Limit of Quantitation; P = Pass; F = Fail; RL = Reporting Limit; Values over action limits may be estimates




 Generated By: Scott Caudill
 Laboratory Manager
 Date: 02/24/2026



 Tested By: Kelsey Rogers
 Scientist
 Date: 02/13/2026


Runtz

 Sample ID: SA-260128-76168
 Batch: Z2C4-1C
 Type: Plant Material
 Matrix: Plant - Flower
 Unit Size (g):
 Unit Volume (mL):, Density (g/mL):

 Received: 01/28/2026
 Completed: 02/24/2026

Client
 Hempyre, LLC
 10665 Shaenfield Rd STE 112
 San Antonio, TX 78254
 USA
 Lic. #: 7369


Pesticides by LC-MS/MS and GC-MS/MS

Analyte	LOD (ppb)	LOQ (ppb)	Result (ppb)	Analyte	LOD (ppb)	LOQ (ppb)	Result (ppb)
Abamectin	30	100	ND	Hexythiazox	30	100	ND
Acephate	30	100	ND	Imazalil	30	100	ND
Acequinocyl	30	100	NR	Imidacloprid	30	100	ND
Acetamiprid	30	100	ND	Kresoxim methyl	30	100	ND
Aldicarb	30	100	ND	Malathion	30	100	ND
Azoxystrobin	30	100	ND	Metalaxyl	30	100	ND
Bifenazate	30	100	ND	Methiocarb	30	100	ND
Bifenthrin	30	100	ND	Methomyl	30	100	ND
Boscalid	30	100	ND	Mevinphos	30	100	ND
Carbaryl	30	100	ND	Myclobutanil	30	100	ND
Carbofuran	30	100	ND	Naled	30	100	ND
Chloranthraniliprole	30	100	ND	Oxamyl	30	100	ND
Chlorfenapyr	30	100	ND	Paclobutrazol	30	100	ND
Chlorpyrifos	30	100	ND	Permethrin	30	100	ND
Clofentezine	30	100	ND	Phosmet	30	100	ND
Coumaphos	30	100	ND	Piperonyl Butoxide	30	100	ND
Cypermethrin	30	100	ND	Prallethrin	30	100	ND
Daminozide	30	100	ND	Propiconazole	30	100	ND
Diazinon	30	100	ND	Propoxur	30	100	ND
DDVP (Dichlorvos)	30	100	ND	Pyrethrins	30	100	ND
Dimethoate	30	100	ND	Pyridaben	30	100	ND
Dimethomorph	30	100	ND	Spinetoram	30	100	ND
Ethoprophos	30	100	ND	Spinosad	30	100	ND
Etofenprox	30	100	ND	Spiromesifen	30	100	ND
Etoxazole	30	100	ND	Spirotetramat	30	100	ND
Fenhexamid	30	100	ND	Spiroxamine	30	100	ND
Fenoxycarb	30	100	ND	Tebuconazole	30	100	ND
Fenpyroximate	30	100	ND	Thiacloprid	30	100	ND
Fipronil	30	100	ND	Thiamethoxam	30	100	ND
Fonicamid	30	100	ND	Trifloxystrobin	30	100	ND
Fludioxonil	30	100	ND				

ND = Not Detected; NT = Not Tested; UA = Unsuitable for Analysis; NR = (Spike) Not Recoverable; LOD = Limit of Detection; LOQ = Limit of Quantitation; P = Pass; F = Fail; RL = Reporting Limit; Values over action limits may be estimates



 Generated By: Scott Caudill
 Laboratory Manager
 Date: 02/24/2026



 Tested By: Madeline Mitchell
 Assistant Scientist
 Date: 02/24/2026


Runtz

 Sample ID: SA-260128-76168
 Batch: Z2C4-1C
 Type: Plant Material
 Matrix: Plant - Flower
 Unit Size (g):
 Unit Volume (mL):, Density (g/mL):

 Received: 01/28/2026
 Completed: 02/24/2026

Client

 Hempyre, LLC
 10665 Shaenfield Rd STE 112
 San Antonio, TX 78254
 USA
 Lic. #: 7369

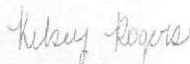
Residual Solvents by HS-GC-MS

Analyte	LOD (ppm)	LOQ (ppm)	Result (ppm)	Analyte	LOD (ppm)	LOQ (ppm)	Result (ppm)
Acetone	33	100	ND	Ethylene Oxide	0.5	1	ND
Acetonitrile	14	41	ND	Heptane	33	100	ND
Benzene	0.5	1	ND	n-Hexane	2	6	ND
Butane	33	100	ND	Isobutane	33	100	ND
1-Butanol	167	500	ND	Isopropyl Acetate	167	500	ND
2-Butanol	167	500	ND	Isopropyl Alcohol	167	500	ND
2-Butanone	167	500	ND	Isopropylbenzene	167	500	ND
Chloroform	2	6	ND	Methanol	20	60	ND
Cyclohexane	129	388	ND	2-Methylbutane	10	29	ND
1,2-Dichloroethane	0.5	1	ND	Methylene Chloride	20	60	ND
1,2-Dimethoxyethane	4	10	ND	2-Methylpentane	2	6	ND
Dimethyl Sulfoxide	167	500	ND	3-Methylpentane	2	6	ND
N,N-Dimethylacetamide	37	109	ND	n-Pentane	33	100	ND
2,2-Dimethylbutane	2	6	ND	1-Pentanol	167	500	ND
2,3-Dimethylbutane	2	6	ND	n-Propane	33	100	ND
N,N-Dimethylformamide	30	88	ND	1-Propanol	167	500	ND
2,2-Dimethylpropane	167	500	ND	Pyridine	7	20	ND
1,4-Dioxane	13	38	ND	Tetrahydrofuran	24	72	ND
Ethanol	167	500	ND	Toluene	6	18	ND
2-Ethoxyethanol	6	16	ND	Trichloroethylene	3	8	ND
Ethyl Acetate	33	100	ND	Xylenes (o-, m-, and p-)	14	43	ND
Ethyl Ether	167	500	ND				
Ethylbenzene	3	7	ND				

ND = Not Detected; NT = Not Tested; UA = Unsuitable for Analysis; NR = (Spike) Not Recoverable; LOD = Limit of Detection; LOQ = Limit of Quantitation; P = Pass; F = Fail; RL = Reporting Limit; Values over action limits may be estimates



 Generated By: Scott Caudill
 Laboratory Manager
 Date: 02/24/2026



 Tested By: Kelsey Rogers
 Scientist
 Date: 02/17/2026


Runtz

 Sample ID: SA-260128-7616B
 Batch: Z2C4-1C
 Type: Plant Material
 Matrix: Plant - Flower
 Unit Size (g):
 Unit Volume (mL):, Density (g/mL):

 Received: 01/28/2026
 Completed: 02/24/2026

Client
 Hempyre, LLC
 10665 Shaenfield Rd STE 112
 San Antonio, TX 78254
 USA
 Lic. #: 7369

Mycotoxins by LC-MS/MS

Analyte	LOD (ppb)	LOQ (ppb)	Result (ppb)
B1	1	5	ND
B2	1	5	ND
G1	1	5	ND
G2	1	5	ND
Ochratoxin A	1	5	ND

ND = Not Detected; NT = Not Tested; UA = Unsuitable for Analysis; NR = (Spike) Not Recoverable; LOD = Limit of Detection; LOQ = Limit of Quantitation; P = Pass; F = Fail; RL = Reporting Limit; Values over action limits may be estimates



 Generated By: Scott Caudill
 Laboratory Manager
 Date: 02/24/2026



 Tested By: Madeline Mitchell
 Assistant Scientist
 Date: 02/24/2026


Runtz

 Sample ID: SA-260128-76163
 Batch: Z2C4-1C
 Type: Plant Material
 Matrix: Plant - Flower
 Unit Size (g):
 Unit Volume (mL):, Density (g/mL):

 Received: 01/28/2026
 Completed: 02/24/2026

Client
 Hempyre, LLC
 10665 Shaenfield Rd STE 112
 San Antonio, TX 78254
 USA
 Lic. #: 7369

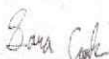
Microbials by PCR and Plating

Analyte	LOD (CFU/g)	Result (CFU/g)	Result (Qualitative)
Total aerobic count	1000	19000	
Total coliforms	10	ND	
Generic E. coli	10	ND	
Salmonella spp.	1		Not Detected per 1 gram
Shiga-toxin producing E. coli (STEC)	1		Not Detected per 1 gram

ND = Not Detected; NT = Not Tested; UA = Unsuitable for Analysis; NR = (Spike) Not Recoverable; LOD = Limit of Detection; LOQ = Limit of Quantitation; CFU = Colony Forming Units; P = Pass; F = Fail; RL = Reporting Limit



 Generated By: Scott Caudill
 Laboratory Manager
 Date: 02/24/2026



 Tested By: Sara Cook
 Laboratory Technician
 Date: 02/18/2026
